



SEGRO

SEGRO  
PARK  
COVENTRY

**IT'S TIME**

TO LET 140,567 SQ FT  
WAREHOUSE/  
INDUSTRIAL UNIT  
READY TO OCCUPY

**SPC 140**

UNIT 4C, CV8 3BB



# TIME. AND SPACE.

Businesses need both to grow. SPC 140 is designed to make an efficient use of time, boosting productivity. And at 15m high to haunch, room for 130 cars and 31 HGVs, it's got the space that's the lifeblood of warehousing and logistics businesses.




## Warehouse

- 131,761 sq ft
- 15m to haunch
- 12 dock levellers (including 4 Eurodocks)
- 2 level access doors
- Internal floor slabs laid to FM2 specification - 50kn/m2 floor loading
- 50m deep concrete service yard
- 130 car parking spaces; 20% with EV charging
- 700 kVA electricity supply



# TIME TO BE INSPIRED.

Daylight and design detail come together in SPC 140's 8,580 sq ft of inspiring office space. Lit by LED and with daylight-sensitive controls, it creates a bright and welcoming environment for the nerve centre of your operation. Raised flooring and suspended ceilings make it easy to configure to the shape and needs of your team.



## Offices

- 8,580 sq ft (with undercroft)
- Raised floors
- Suspended ceilings
- Comfort cooling
- LED lighting with PIR and perimeter daylight sensitive controls
- Kitchen and shower facilities





# TIME FOR GREENER FUTURES.

SPC 140 is designed with the sustainability-conscious consumers' demands at its very forefront. 'Responsible SEGRO' – our own sustainability programme – has seen us design SPC 140 to meet the Excellent BREEAM and an EPC 'A' Rating. And with green spaces and a biodiverse 100 hectare community park on your doorstep, there's time for your team to relax and recharge, the natural way.



## Sustainability

- EPC Rating 'A'
- BREEAM 'Excellent'
- 711 sq m of 151.07kWp PV
- 13 dual head, 7.4kW EV chargers
- Rainwater harvesting
- Solar thermal water heating
- 12% rooflights
- GGBS concrete replacement

## Community Park

- A rich diversity of ecosystems including parkland, woodland and wetlands
- 7.5km of footpaths, cycle paths and bridleways
- 3.2km of hedgerows
- 9 hectares of lakes and reedbeds
- 34 hectares of wildflower grassland
- Abundance of wildlife including migrating birds, badgers, otters and a variety of aquatic species
- A Visitor Centre and amenities
- Car parking

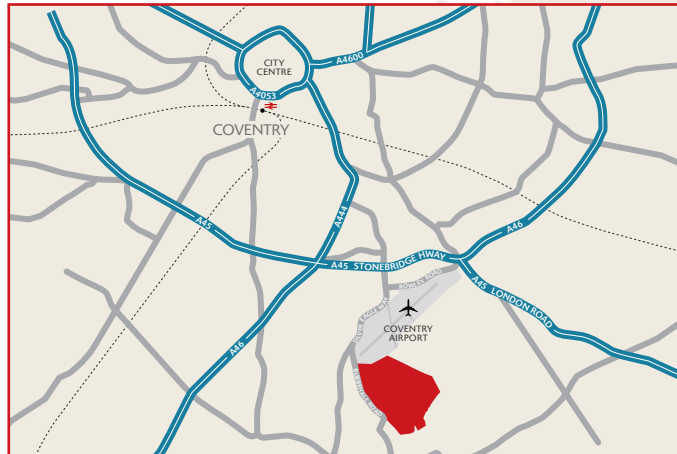
# TIME-SAVING LOCATION

SPC 140 turns SEGRO Park Coventry's location into the ultimate warehousing and logistics benefit: connectivity. Closer to suppliers, closer to customers, with four major motorways within 15 minutes, and 85% of the UK population within 4 hours.

Coventry City Centre	14 Mins	5.3 Miles
M69	13 Mins	7.3 Miles
M6	13 Mins	7.3 Miles
M45	15 Mins	8.9 Mile
M40	15 Mins	11.7 Miles
Birmingham Airport	22 Mins	14.1 Miles
HS2 Interchange	22 Mins	13.6 Miles
Daventry Rail Freight Terminal	30 Mins	19.1 Miles

Hams Hall Rail Freight Terminal	30 Mins	19.6 Miles
Birmingham City Centre	40 Mins	24.5 Miles
Central London	120 Mins	106 Miles
Felixstowe Port	160 Mins	150 Miles

Source: Google Maps. Distances and journey times are estimated and are subject to travel/road conditions.





# TIME TO MAKE IT YOURS

## Warehouse

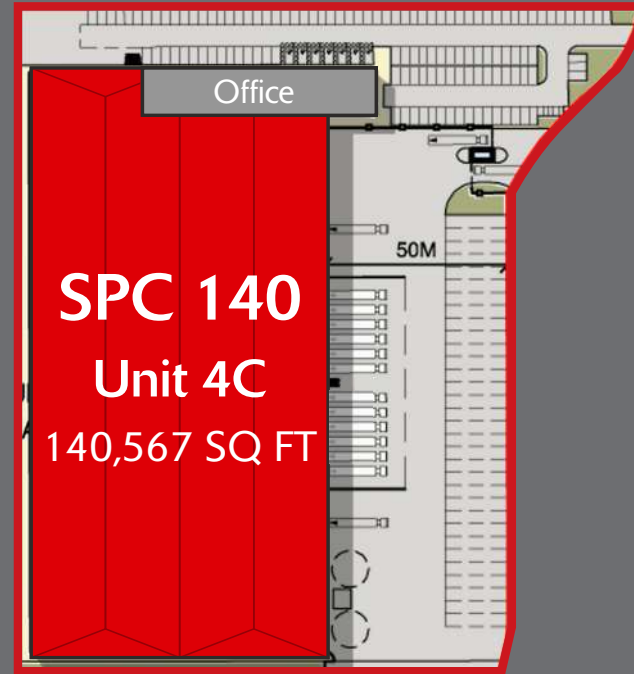
- 131,761 sq ft
- 15m to haunch
- 12 dock levellers (including 4 Eurodocks)
- 2 level access doors
- Internal floor slabs laid to FM2 specification - 50kn/m2 floor loading
- 50m deep concrete service yard
- 130 car parking spaces; with 20% electric vehicle charging points
- 700 kVA electric supply

## Offices

- 8,580 sq ft (with undercroft)
- Raised floors
- Suspended ceilings
- Comfort cooling
- LED lighting with PIR and perimeter daylight sensitive controls
- Kitchen and shower facilities

## Sustainability

- EPC Rating 'A'
- BREEAM 'Excellent'
- 711 sq m of 151.07kWp PV
- 13 dual head, 7.4kW EV chargers
- Rainwater harvesting
- Solar thermal water heating
- 12% rooflights
- GGBS concrete replacement





## Full Specification

Warehouse	sq ft	131,761
	sq m	12,241
Offices	sq ft	8,580
	sq m	797
Gatehouse	sq ft	226
	sq m	21
Plot area	Acres	6
	Ha	3
Total	sq ft	140,567
	sq m	13,059

Dock leveller doors	12
Loading doors	2
Yard depth	50m
Car parking spaces	130
HGV spaces	31

All areas are approximate and measured on a Gross Internal Basis.

Remaining space available to let within the development:  
**Up to 2.4 million sq ft**



## About SEGRO

SEGRO is a UK Real Estate Investment Trust (REIT), listed on the London Stock Exchange and Euronext Paris, and is a leading owner, manager and developer of modern warehouses and industrial property. It owns or manages 10.3 million square metres of space (110 million square feet) valued at £21.0 billion serving customers from a wide range of industry sectors. Its properties are located in and around major cities and at key transportation hubs in the UK and in seven other European countries.

For over 100 years SEGRO has been creating the space that enables extraordinary things to happen. From modern big box warehouses, used primarily for regional, national and international distribution hubs, to urban warehousing located close to major population centres and business districts, it provides high-quality assets that allow its customers to thrive.

A commitment to be a force for societal and environmental good is integral to SEGRO's purpose and strategy. Its Responsible SEGRO framework focuses on three long-term priorities where the company believes it can make the greatest impact: Championing Low-Carbon Growth, Investing in Local Communities and Environments and Nurturing Talent.

Striving for the highest standards of innovation, sustainable business practices and enabling economic and societal prosperity underpins SEGRO's ambition to be the best property company.

See [www.SEGRO.com](http://www.SEGRO.com) for further information.

# SEGRO

**Enquire at [segroparkcoventry.com](http://segroparkcoventry.com)  
or please call our retained agents:**



Ranjit Gill  
Katie Monks

0121 369 1173



Richard Harman  
Tom Fairlie

020 3151 8648



James Harrison  
Cameron Mitchell

01604 930 025