

Apollo 
Ansty Park



**Coventry's Premier Logistics/
Manufacturing Park**

apolloanstypark.co.uk

TO LET AVAILABLE IMMEDIATELY

**Industrial/warehouse units
172,407 sq ft (16,017.1 sq m)**



Coventry's Premier Logistics & Manufacturing Park

Apollo, Ansty Park, Coventry is a unique and established 52 acre development strategically positioned adjacent to M6 Junction 2 and M69 Junction 1, providing unrivalled access to the UK's motorway network.

Located at the centre of the logistics, manufacturing and aerospace sectors in the UK, 90% of the population are reachable within 4 hours. The M1 is easily accessible via the M6 and M69 in less than 20 minutes, providing excellent connectivity to London and the wider UK, whilst both Daventry International Rail Freight Terminal (DIRFT) and Hams Hall Rail Freight Terminal can be reached within a circa 20 minutes' drive time.

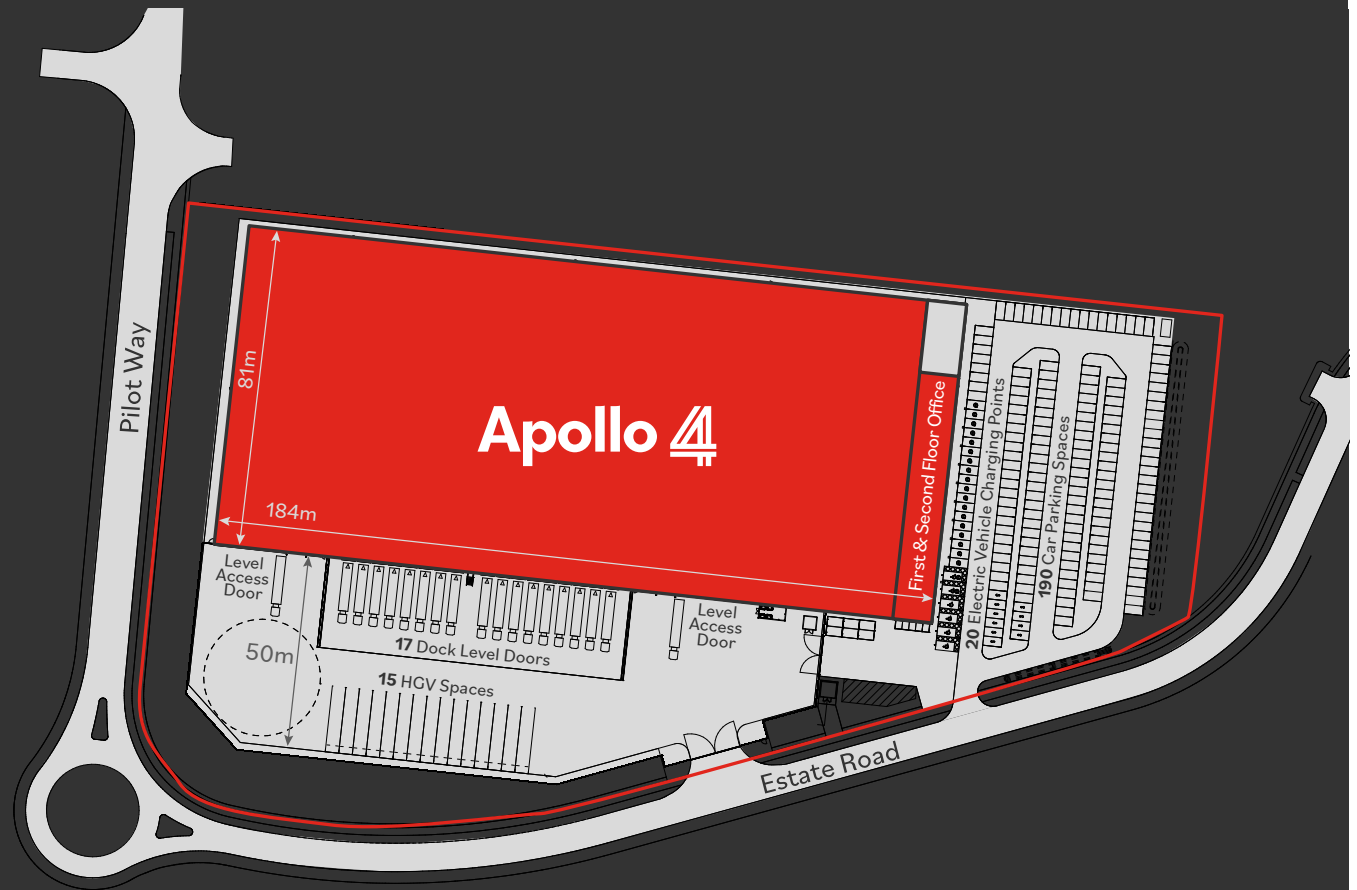


An established community

- | | | | | | | | | |
|----------------|---------|--------------|--|-----------------------|------------|-------------------|-------------|------------------------|
| 01 Sainsbury's | 02 HTRC | 03 FANUC | 07 mtc
Manufacturing
Technology Centre | 08 mtc
LLOYDS BANK | 09 Cadent | 11 ROLLS
ROYCE | 12 Polestar | 13 STAIRCRAFT
Group |
| 04 LEVC | 05 AVL | 06 PHOTONICS | | | 10 MEGGITT | | | |

172,407 sq ft / 16,017.1 sq m

	Sq M	Sq Ft
Warehouse	14,787.8	159,174
Office	1,229.3	13,233
Total	16,017.1	172,407



Specification

Warehouse



Clear Height to Haunch: **12m**



2 Level Access Doors



17 Dock Level Doors



Wide Aisle
24,679 Pallets




1.25MVA
Power Supply



Narrow Aisle
32,540 Pallets



Floor Loading:
50kN/sq m



BREEAM
Excellent

External Areas



50m Yard Depth



190 car parking spaces



20 Electric Vehicle Charging Points



15 HGV Spaces

Offices



High quality WC & Shower Facilities



PIR VRF Heating and Cooling



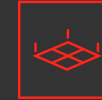
Motion Sensing LED Lighting



Carpet Tiled Floor Finish



8 Person Passenger Lift



Suspended Ceiling with Metal Tiles



Raised Access Floor



Kitchenette Facilities



It's all about connectivity

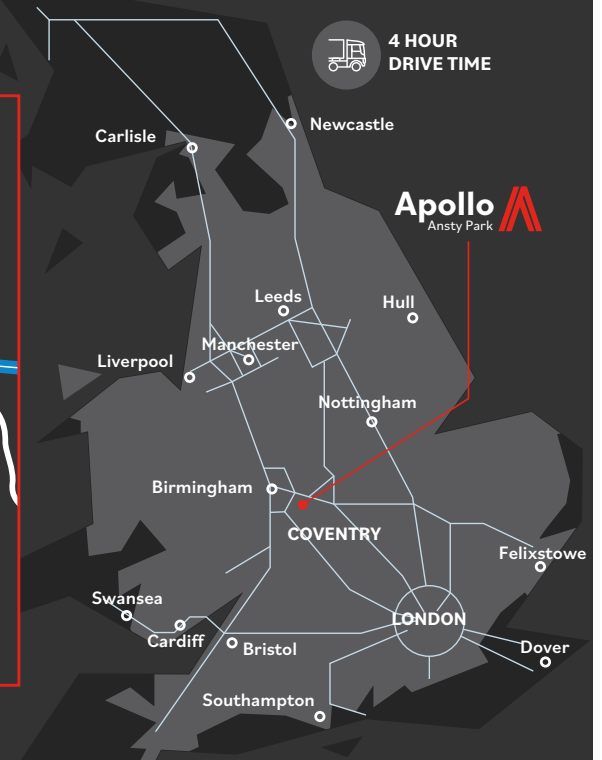
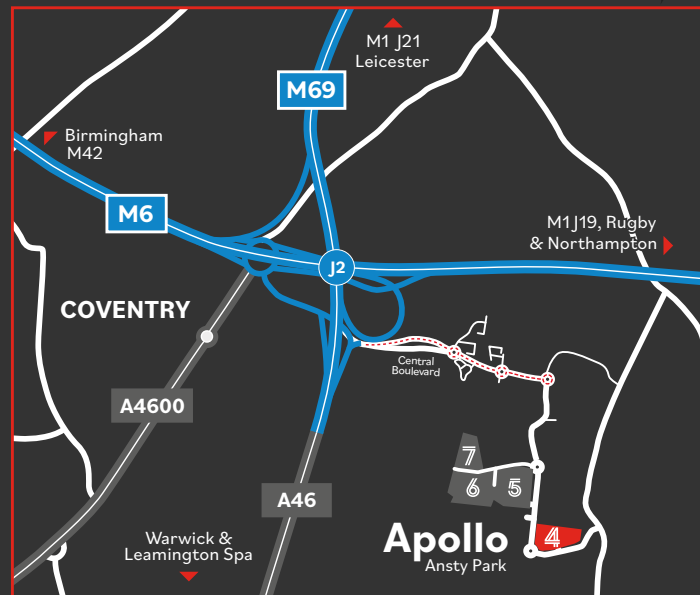
Travel Times

Motorway	Distance	Time
M69	1.2 miles	3 mins
M6	1 miles	3 mins
M1 (J19)	12.8 miles	14 mins
M1 (J21)	16.7 miles	16 mins
M42	13.6 miles	14 mins
M40	17 miles	22 mins

City	Distance	Time
Coventry	5.3 miles	12 mins
Birmingham	25 miles	28 mins
Leicester	21 miles	28 mins
London	96 miles	1hr 50 mins

Key Parcel Hubs	Distance	Time
DHL, Ryton	5.9 miles	8 mins
Royal Mail, Middlemarch	6.3 miles	9 mins
DHL, Coventry Gateway	7.3 miles	10 mins
DPD, Hinckley	8.8 miles	14 mins
Evri, Rugby	9.7 miles	15 mins

Sat Nav: CV7 9JU What Three Words: **sometimes/splat/apricot**



Further Information

Contact

Further information including Technical Pack, plans and specification documents are available on request through the joint agents.



0121 697 7333

David Binks

07973 940 515
david.binks@eur.cushwake.com

Dominic Towler

07387 259 958
dominic.towler@cushwake.com

Tom Kimbell

07920 005 471
tom.kimbell@cushwake.com



0121 643 6440
0203 147 6040

Chris Clark

07739 180 060
chris.clark@jll.com

Will Arnold

0779 3149 886
will.arnold@jll.com

Carl Durrant

07971 404 655
carl.durrant@eu.jll.com

Terms

The units are available on a new FRI leases, on terms to be agreed.



0121 616 4800

Sebastian Moseley

07825 868 943
sebastian.moseley@nmrk.com

Charles Spicer

07949 864 103
charles.spicer@nmrk.com

Ellie Crathern

07385 393 991
ellie.crathern@nmrk.com

Soft-landing Support

Inward investment agency, Invest Coventry & Warwickshire, can help businesses to access soft-landing support in terms of skills and recruitment support / brokerage and access to finance programmes, including grants and loans.

Within skills and recruitment, support to business is bespoke to their needs but can include:

- Apprenticeships, training and skills support
- Recruitment support (including the Fair Chance Employment Programme)
- Fully funded recruitment films
- Links to Education Community

Local financial support opportunities are available for businesses location to Ansty Park that could help with initial set up and fit out costs.

For further information or to be introduced to Invest Coventry & Warwickshire, please contact the joint agents.

www.investcw.co.uk
skillshub.warwickshire.gov.uk
coventry.gov.uk/invest-coventry

apolloanstypark.co.uk

MISREPRESENTATION ACT 1967. Cushman & Wakefield, JLL and Newmark for themselves and for the vendor and lessor of this property, whose agent Cushman & Wakefield, JLL and Newmark give notice that: 1. These particulars do not form, or form any part of, an offer or contract. 2. They are intended to give a fair description of the property, but neither Cushman & Wakefield, JLL, Newmark nor the vendor or the lessor accept responsibility for any error they may contain, however caused. Any intending purchaser or lessee must therefore satisfy himself by inspection or otherwise as to their correctness. 3. Neither Cushman & Wakefield, JLL, Newmark nor any of their employees, has any authority to make further representation or warranty whatever in relation to this property. 02/2025.

Designed by Barques t. 0121 233 2080 w. barques.co.uk