

AVAILABLE TO LET



PLP **MK 168**

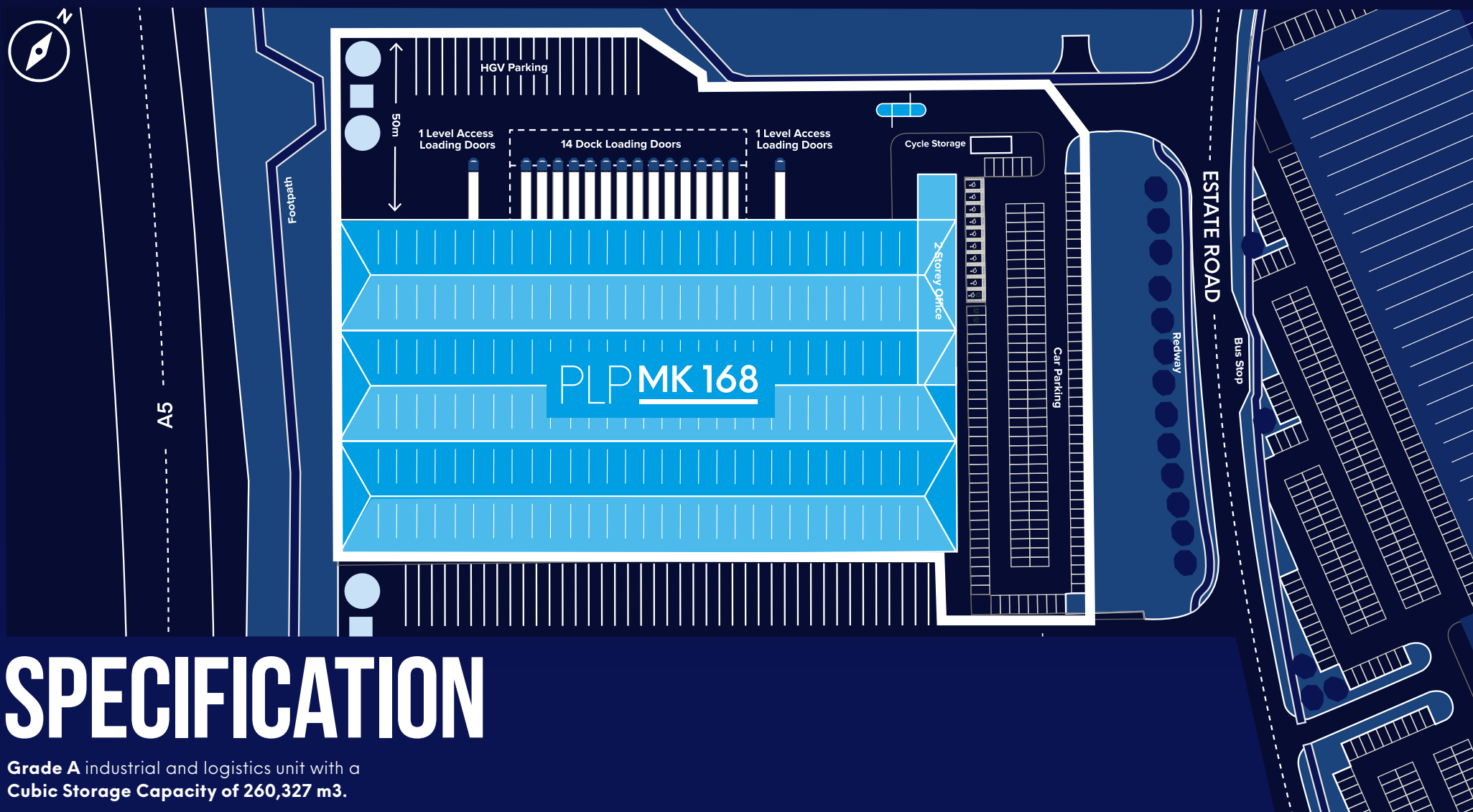
MILTON KEYNES, MK17 9LG

168,444 SQ FT
PRIME DISTRIBUTION WAREHOUSE

PRIME LOGISTICS BUSINESS UNIT

- Located just a **10 minute drive time** from **Junction 13 and 14 of the M1 motorway**
- **89%** of GB population within **4.5hr drive time**
- Situated at the heart of the **Oxford to Cambridge Arc** with a highly skilled and diversified workforce
- **Best in class** working environment
- **Greater London** is within **1 hour drive time**
- **M25** only a **32 minute drive**
- **Carbon Net Zero in construction**
- **Grade A unit GIA 168,444 sq ft** (15,649 sq m)
- **Uncompromised** unit specification
- **Clear height to haunch 18m**, cubic storage capacity **260,327 m3**
- **Yard depth 50m**





SPECIFICATION

Grade A industrial and logistics unit with a
Cubic Storage Capacity of 260,327 m³.

	SQ M	SQ FT
Warehouse	14,463	155,674
Offices	1,124	12,101
Gatehouse	23	248
Plant Deck	39	421
TOTAL GIA	15,649	168,444

CLEAR HEIGHT	YARD DEPTH	DOCK DOORS	LEVEL ACCESS	CAR PARKING	HGV PARKING	FLOOR LOADING	RACK LEG LOADING	SECURE YARD	POWER SUPPLY	EV CHARGING
18m	50m	14	2	175	17	50KN/M2	12Tn	Yes	Up to 1.0MVA*	3**

Subject to agreement. **Car park 100% future proofed to accommodate EV Charging.





FOR A GREENER FUTURE

PLP MK 168 is built to the PLP environmental standard, incorporating a range of eco-conscious features.



4 EV CHARGING POINTS

car park designed to accommodate full EV installation*



BREEAM

Very good



EPC 'A'

rating



CARBON NET ZERO

according to the UK Green Building Council (UKGBC) Framework



RAINWATER HARVESTING

high-level roof drainage system for rainwater recovery



TIMBER FROM

FSC 100% sustainable sources



FULLY METERED

for energy and utility consumption



AT LEAST DOUBLE

the requirement of solar PV panels



CYCLE STORAGE

and shower facilities



BUS STOP

On-site



LED MOTION

sensor office lighting



10% ROOF LIGHTS

coverage to reduce artificial lighting usage



NET ZERO READY

with materials and products with reduced embodied carbon incorporated wherever possible



RECYCLED MATERIALS

such as cement alternatives in concrete and structural steel with a minimum 20% recycled content



A 19% CARBON REDUCTION

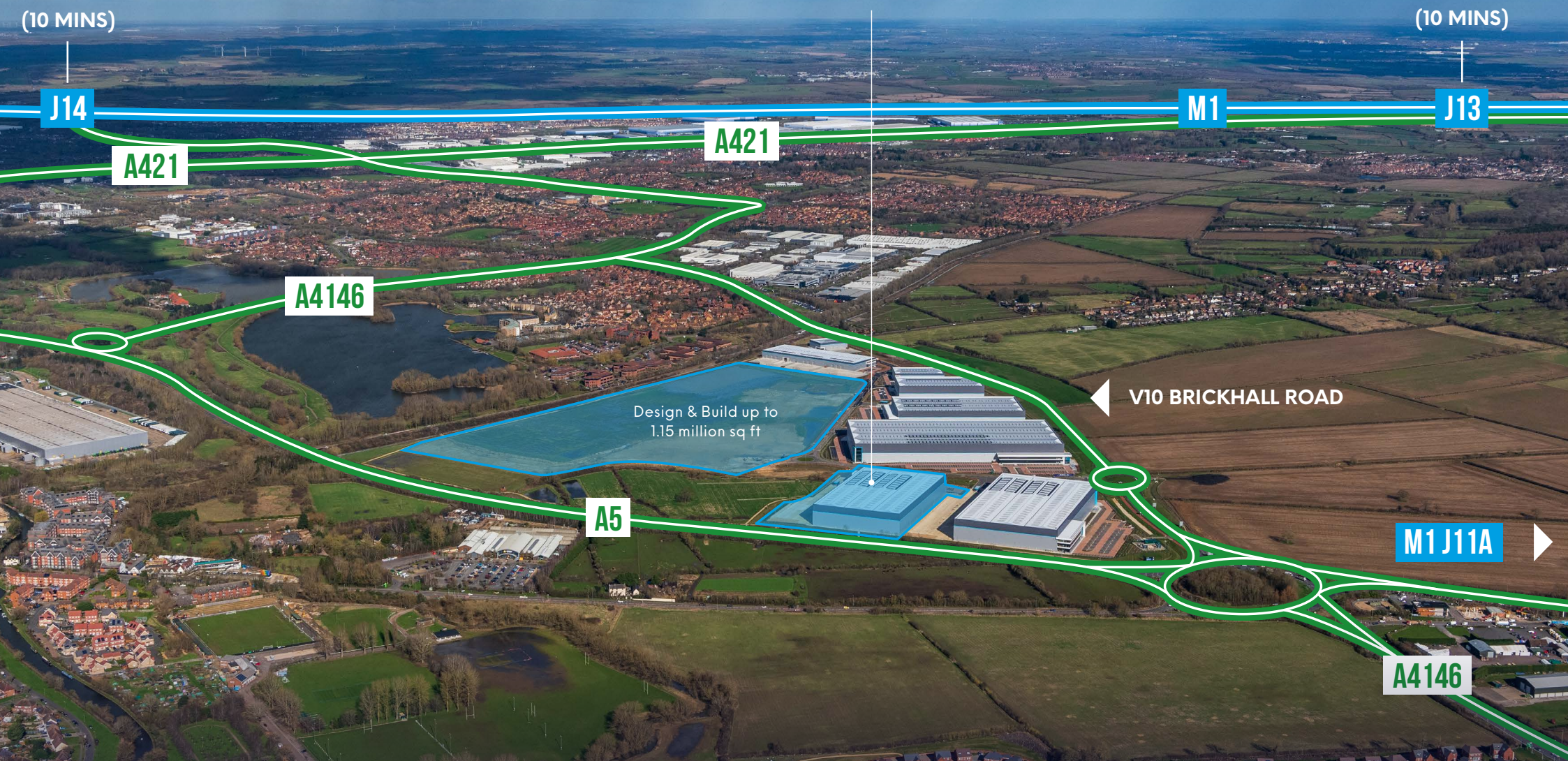
improvement on regulations requirements with a further 20% using onsite energy saving innovations

STRATEGIC LOCATION

PLP MK 168 | 06

PLP MK is a major new 2.2 million sq ft logistics business park adjacent to the A5, within 10 minutes of the M1 Junctions 13 and 14 and the wider national motorway network.

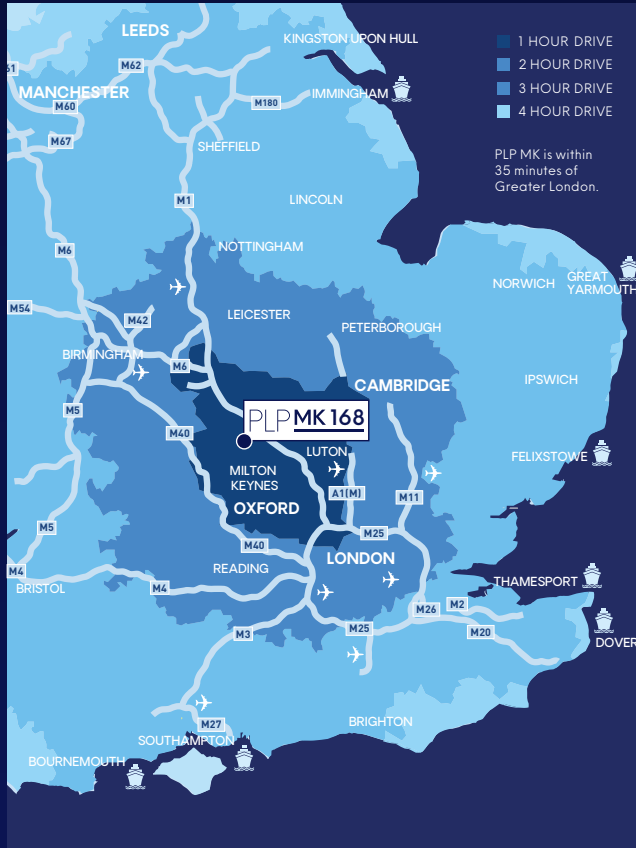
PLP MK 168



With immediate access to M1 J11A/J13/14, Milton Keynes offers an unrivalled strategic location at the centre of the UK's logistics market.

With immediate access to M1 J11A/J13/14, Milton Keynes offers an unrivalled strategic location at the centre of the UK's logistics market.

- Town Centre
- Residential
- Employment
- Leisure Parks
- Lakes



JAMES HARRISON

james.harrison@cushwake.com
07775 905415

franco.capella@cushwake.com
07834 197403

TOBY GREEN

tgreen@savills.com
07870 555716

hugh.walton@savills.com
07807 999777

oliver.j.hughes@savills.com
07815 032104

ROADS	MILES
M1 (J14)	6
M25	28
Central London	49
Birmingham	73
Leeds	149
Manchester	154

PORTS	MILES
Tilbury	74
London Thamesport	95
Southampton	111
Felixstowe	115
Immingham	151
Liverpool	172

AIR	MILES
London Luton	20
London Heathrow	49
London Stansted	54
Birmingham	65
East Midlands	71
London Gatwick	91



www.plproperty.com

October 2024.

These particulars are believed to be correct at the date of publication, but their accuracy is in no way guaranteed, neither do they form part of any contract. All areas are approximate.